

lyondellbasell

# UNLOCKING POSSIBILITIES

2022 SUSTAINABILITY REPORT

## 2022 SUSTAINABILITY HIGHLIGHTS



0.12

Total Recordable Injury Rate (TRIR), a record low performance and top decile for our industry

4 MILLION+

safe work hours achieved at 5 manufacturing sites

1 MILLION+

safe work hours achieved at 21 manufacturing sites

55

sites achieved GoalZERO performance with zero injuries, and zero process safety and environmental incidents<sup>1</sup>

<sup>1</sup> Data is based on Level 2+ incidents. We classify incidents on scale of 0 to 5, with Level 5 having the highest impact.

<sup>2</sup> Relative to a 2020 baseline.

<sup>3</sup> Million metric tons.

<sup>4</sup> Based on 2020 procured levels.

4

new plastic waste recycling projects and ventures announced to grow our mechanical recycling footprint and increase access to feedstock through advanced sorting

175,000

metric tons of recycled and renewable-based polymers produced and marketed since 2019



FIRST

commercial scale, single-train advanced recycling plant using LyondellBasell's proprietary MoReTec technology progressed to engineering

LIMITED ASSURANCE


engagement over our 2022 total energy consumption and scope 1 and scope 2 emissions performed by PricewaterhouseCoopers (PWC)

INCREASED

our greenhouse gas emissions reduction target for scope 1 and 2 from 30% to 42%, and established a 2030 scope 3 emissions reduction target of 30%<sup>2</sup>

50%+

of our goal to procure at least half of our electricity from renewable sources by 2030 achieved, which will reduce our scope 2 emissions by nearly 1 MMT<sup>3</sup> annually when the projects are operational<sup>4</sup>



40%

of the Chief Executive Officer's direct reports are women, as of February 2023

17,000+

diversity, equity and inclusion training hours completed by 6,200 employees

6

total Employee Networks, with the addition of our Global Latin and Global Asian/Pacific Islander networks in 2022

\$11 MILLION

in charitable investments globally through 1,800 grants

# OUR SUSTAINABILITY APPROACH & GOALS

LyondellBasell is a leader in the global chemical industry creating solutions for everyday sustainable living. Through advanced technology and focused investments, we are enabling a circular and low carbon economy. Across all we do, we aim to unlock value for our customers, investors and society. We have the potential—and responsibility—to use our scale and reach to make a positive impact across our value chains. That’s why we are working to deliver meaningful progress to address some of the world’s most pressing challenges such as helping end plastic waste in the environment, taking climate action and supporting a thriving society for our employees, the communities where we operate and for the people who depend on our products.

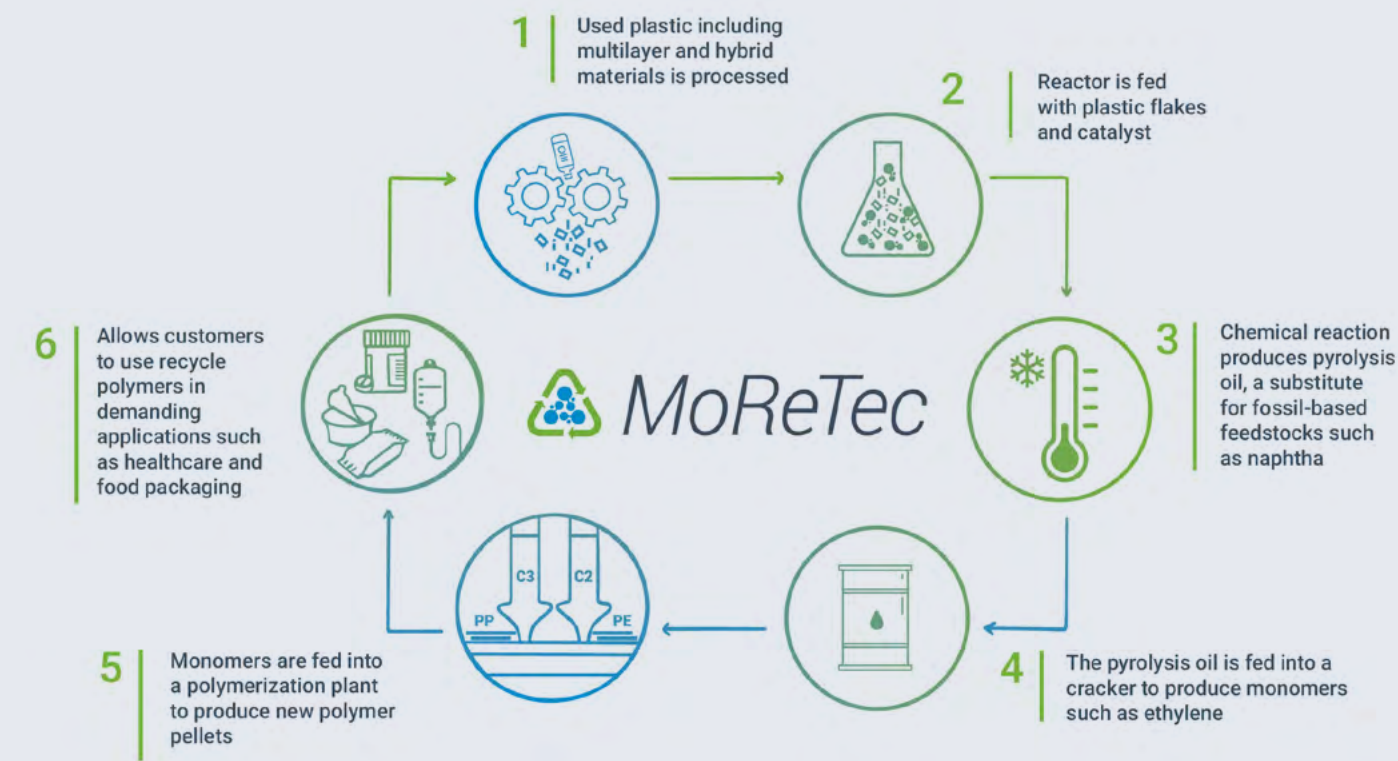


## ENDING PLASTIC WASTE

### GOALS

- 2MMT+ of recycled and renewable-based polymers produced and marketed annually by 2030
- ZERO plastic pellet loss to the environment from our facilities

### OUR ADVANCED RECYCLING TECHNOLOGY



### PELLET LOSS TO THE ENVIRONMENT FROM OUR OPERATIONS

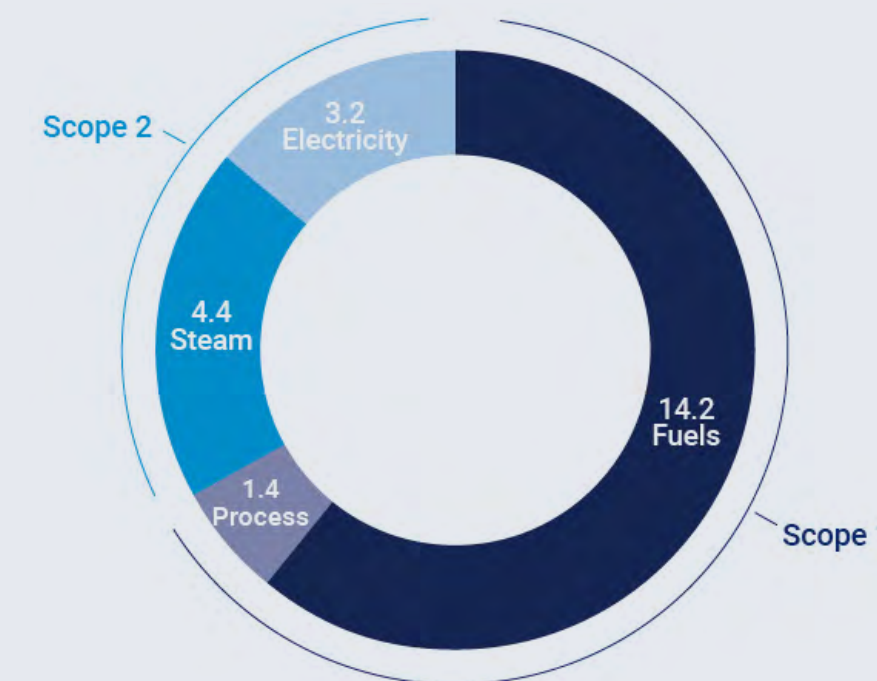
Year	Number of Polymer Sites	Annual production capacity (million metric tons)	Loss (kilograms)
2020	79	12.2	12
2021	76	12.3	43
2022	75	12.3	11

## TAKING CLIMATE ACTION

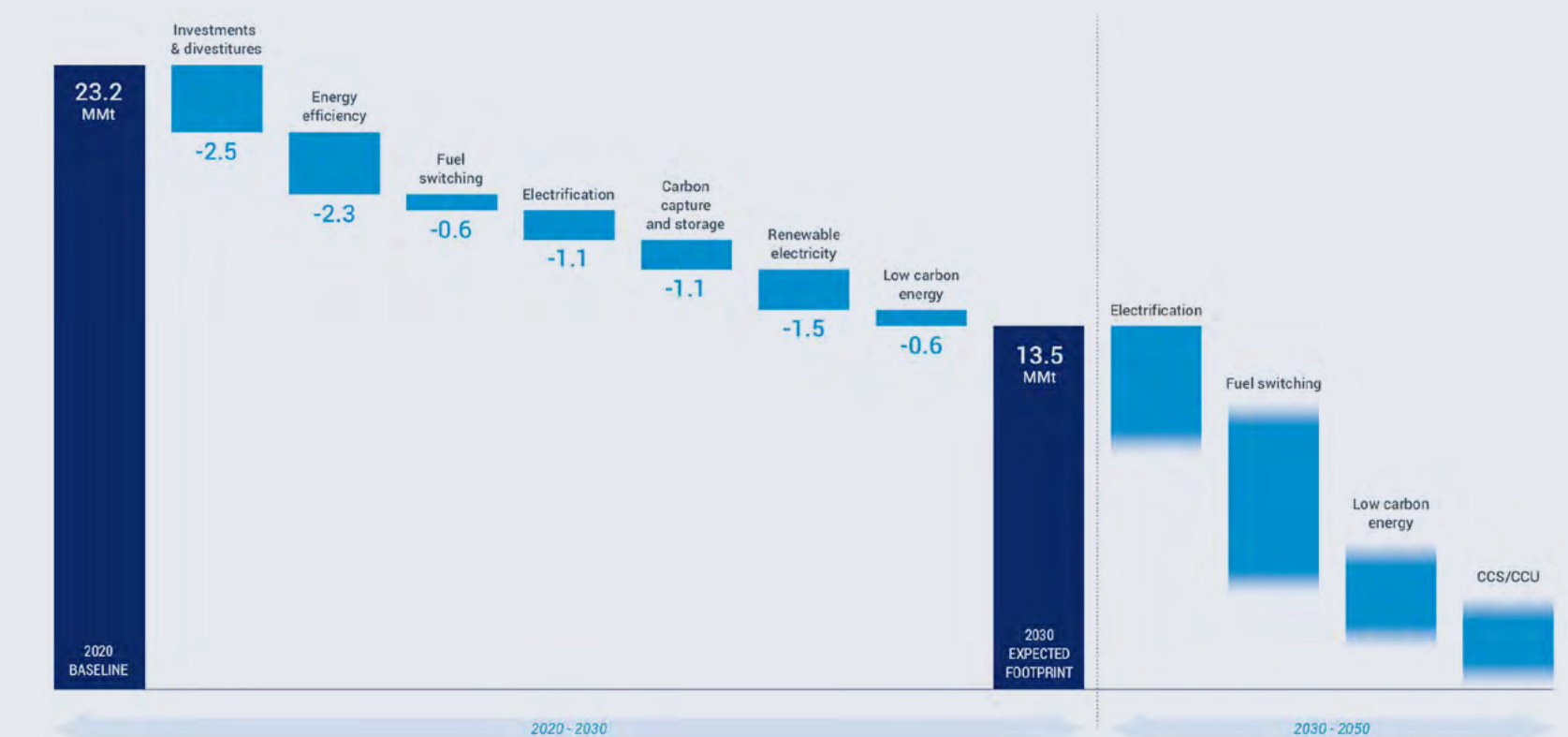
### GOALS

- Achieve net zero GHG emissions from our global operations by 2050
- Reduce absolute scope 1 and 2 GHG Emissions 42% by 2030<sup>1</sup>
- Reduce absolute scope 3 GHG emissions 30% by 2030<sup>1</sup>

### 2020 SCOPE 1 AND SCOPE 2 GHG EMISSIONS BASELINE



### PATHWAY TO NET ZERO FROM GLOBAL OPERATIONS



Our strategy to reach net zero scope1 and scope 2 emissions from our global operations by 2050 is focused on the levers illustrated above. Projects categorized under these levers are in different stages of development, approval and execution in line with our overall plan and the turnaround schedules of our manufacturing sites. We regularly assess our strategy and developments to ensure we capture opportunities to optimize our approach.

## ADVANCING A THRIVING SOCIETY

### GOALS

- Operate safely every day and with zero incidents, zero injuries and zero accidents
- By 2032, achieve gender parity in senior leadership globally and ensure our U.S. senior leadership reflects the ratio of underrepresented groups in the general population

### GLOBAL EMPLOYEE GENDER REPRESENTATION IN SENIOR LEADER AND PROFESSIONAL POSITIONS

2022	Men	Women
Total global employees	81%	19%
Senior Leaders	78%	22%
Professionals	67%	33%

### U.S. EMPLOYEE ETHNICITY REPRESENTATION IN SENIOR LEADER AND PROFESSIONAL POSITIONS

2022	Non-Underrepresented	Underrepresented
Total U.S. employees	67%	33%
Senior Leaders	82%	18%
Professionals	65%	35%

### OCCUPATIONAL SAFETY PERFORMANCE

Worker safety	2018	2019	2020	2021	2022
<b>Combined workforce</b>					
Total recordable injury rate	0.18	0.21	0.20	0.21	0.12
American Chemistry Council industry average	0.65	0.62	0.65	0.69	Data not available as of publication of this report

Rates are calculated on the basis of 200,000 hours worked. High consequence injuries are LyondellBasell's Level 3 injuries (hospitalization required) and do not include fatalities. Recordable Injury counts and Recordable Injury rate include all injuries and fatalities. For more information see our 2022 Sustainability Report. American Chemistry Council data can be found at [www.americanchemistry.com](http://www.americanchemistry.com).